




Log in

[Lost password?](#)

Sign in with

 Login with your University Email

Welcome! Is this your first time here?

To log in to the platform, please follow these simple steps:

1. Click the **"Login with Google"** button on the login page.
2. You will be redirected to the Gmail login page. Enter your **University email address** and password, then click **"Sign in."**
3. After successfully signing in, you will be automatically redirected to the **NDU E-Learning platform**, where you can access your course materials.

Please note: Only **enrolled course units** will be displayed.

Need help?

If you encounter any issues logging in or accessing your course materials, [Click here for assistance](#).

Access as a guest

 [Cookies notice](#)

Ndejje University LMS Student User login Manual

1. Introduction to Ndejje University LMS

The Learning Management System (LMS) at Ndejje University, is a digital platform for accessing academic resources, assignments, and grades. It allows students to interact with course materials, participate in discussions, and submit assignments online.

2. Requirements for Access


- **University Email:** You'll need your university email (e.g., yourname@stud.ndejjeuniversity.ac.ug). Please note only university Emails can be used
- **Internet Access:** Ensure a stable internet connection to access the LMS efficiently.
- **Supported Browser:** Use updated versions of Google Chrome, Mozilla Firefox, or Safari for best results.

3. Logging into the LMS

1. **Visit the LMS Website:** Go to <https://nduels.ndu.ac.ug>.

The screenshot shows the login interface for the Ndejje University LMS. On the left, there is a header with the university crest and the 'eLearning' logo. Below this are two input fields: 'Username' and 'Password'. A prominent blue 'Log in' button is positioned below the password field, with a 'Lost password?' link underneath it. On the right side of the page, there is a 'Sign in with' section featuring a 'Login with your University Email' button. Below this, a 'Welcome! Is this your first time here?' section provides instructions for first-time users, including steps for logging in with Google and a note that only enrolled course units will be displayed. There is also a 'Need help?' section with a link for assistance, an 'Access as a guest' button, and a 'Cookies notice' link.

2. **Sign in with University Email:**
 - Click on the **Login** button.
 - Enter your university email address (e.g., yourname@stud.ndejjeuniversity.ac.ug) and click **Next**.
3. **Enter Default Password:**
 - Input the default password, **Changeme123**, unless instructed otherwise.
 - Click **Sign In**.

 Sign in with Google

Sign in

to continue to [Moodle](#)


Email or phone

[Forgot email?](#)

[Create account](#) [Next](#)

4. **Email Verification** (First-Time Login):

- An email will be sent to your university email with instructions to complete registration.
- Log into your university email and click on the confirmation link.

 [Home](#) [NDU Systems](#) [Students Resources](#)

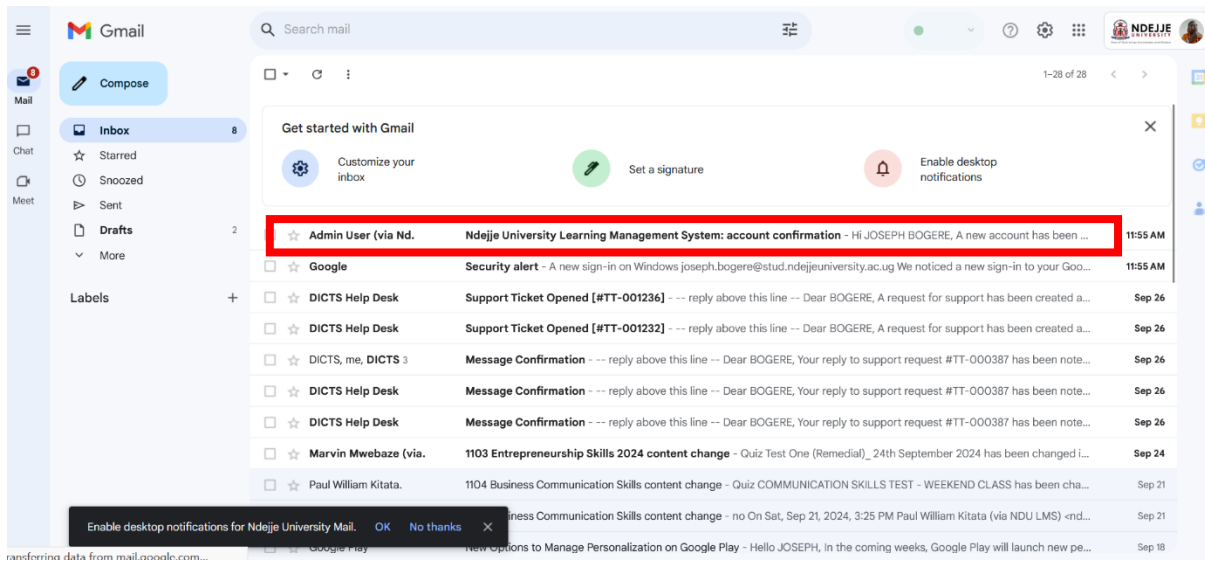
Ndejje University Learning Management System

An email should have been sent to your address at, @stud.ndejjeuniversity.ac.ug
It contains easy instructions to complete your registration.
If you continue to have difficulty, contact the site administrator.

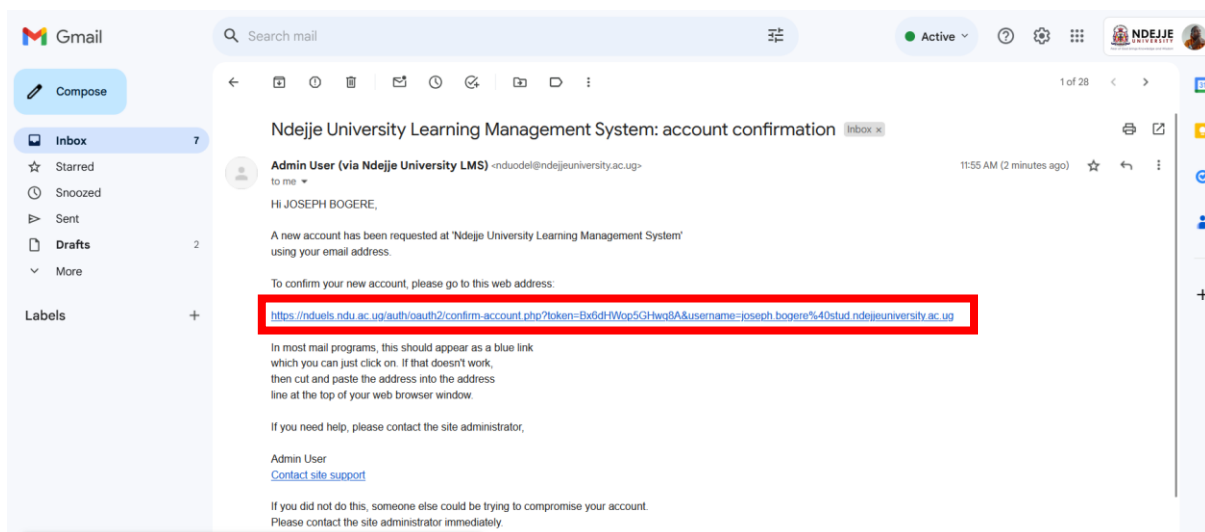
[Continue](#)

5. Check for Confirmation Email:

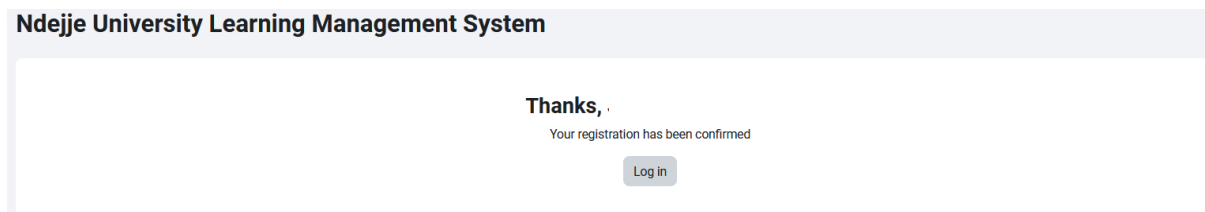
- Locate the email from Ndejje University LMS.



Follow the instructions within this email to confirm and activate your Moodle account.



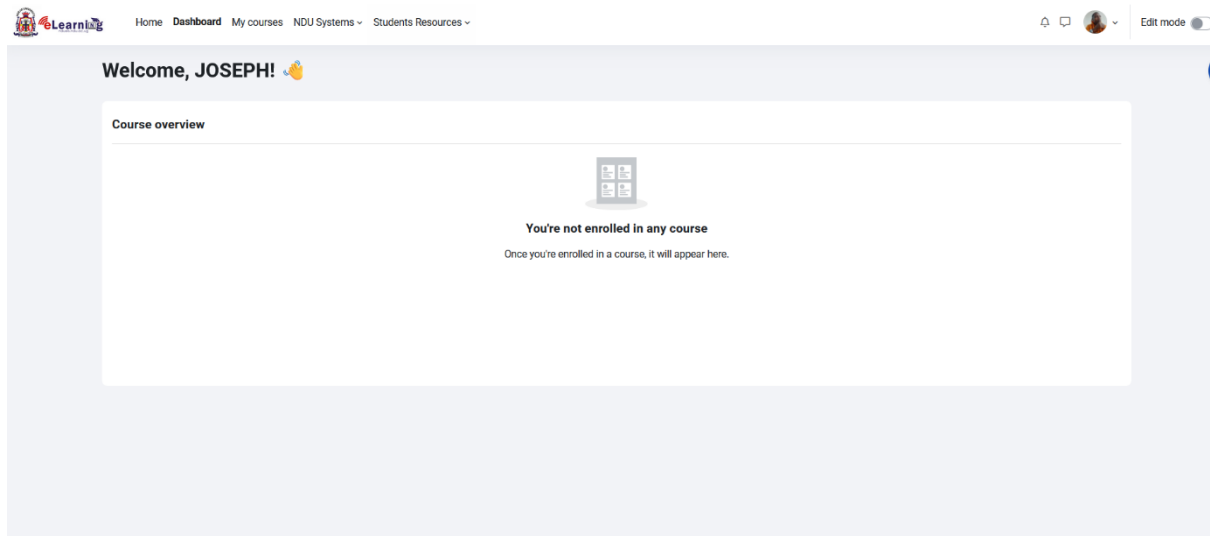
Click on the marked part and confirm your email



Return to LMS and Re-login:

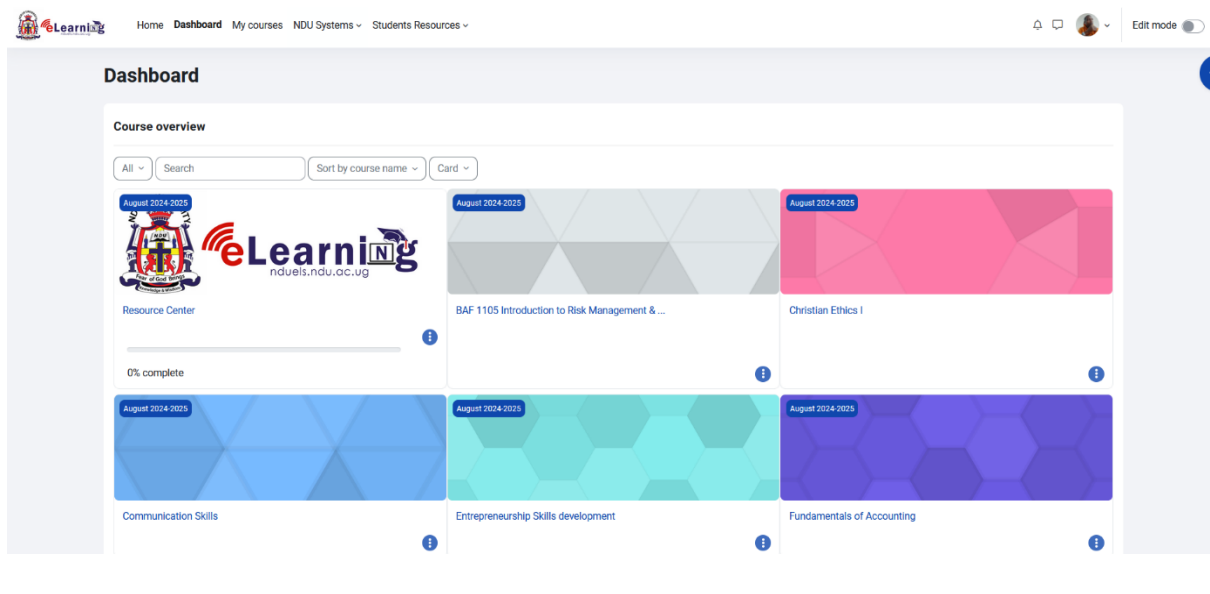
- Once you've confirmed your email, go back to the LMS login page at nduels.ndu.ac.ug.

- Log in again using your university email and the same password (Changeme123 or your updated password, if prompted to change it).



Complete Login:

- Upon successful login, you should now have access to the Ndeje University LMS and all its resources



This manual should help you successfully log into the Ndeje University LMS. If you need further assistance, don't hesitate to reach out to your course instructor or IT support.